

GOVT. D.B. GIRLS' P.G. AUTONOMOUS COLLEGE

Raipur C.G.



Student Feedback on Curricular Aspects

REPORT

2018-19

Student Feedback on Curricular Aspects

Content:

1. Objectives

2. Survey Methodology

3. Participants Detail

4. Analysis of Survey

5. Findings and Survey Results

6. Remarks

1.Objectives-

One of the significant responsibilities of college is Curriculum Design and Development. College is considering student's needs and using their feedback in the development of relevant programs to suit the student's professional and personal needs. College introduces a wide range of program options and courses with certain core values that are in tune with the emerging national and global trends and relevant to the local needs. Apart from the wide range of academic flexibility, aspects on career orientation, multi-skill development, feedback system and involvement of stakeholders in the curriculum are updated to meet the expectations of students.

The objective of this feedback analysis is to collect data for our curriculum, syllabus and course content so that we can improve and accelerate in the main area of our education system. We want to focus on career-oriented syllabus design as well as on theoretical and practical aspects.

2. Survey Methodology-

Govt. D.B. Girls' P.G. Autonomous college, Raipur, is conducting many feedbacks/surveys on continuous basis. Student Feedback on Curricular Aspects is one among these surveys. This Feedback includes majorly the

questionnaire about different programs curriculum of college. Apart from this aspects, the Feedback has included the reliability of assessment and evaluation process. The organization of feedback, questionnaire and the results are provided as follows.

We implemented Student Feedback in a feedback form during the year 2018-19 .

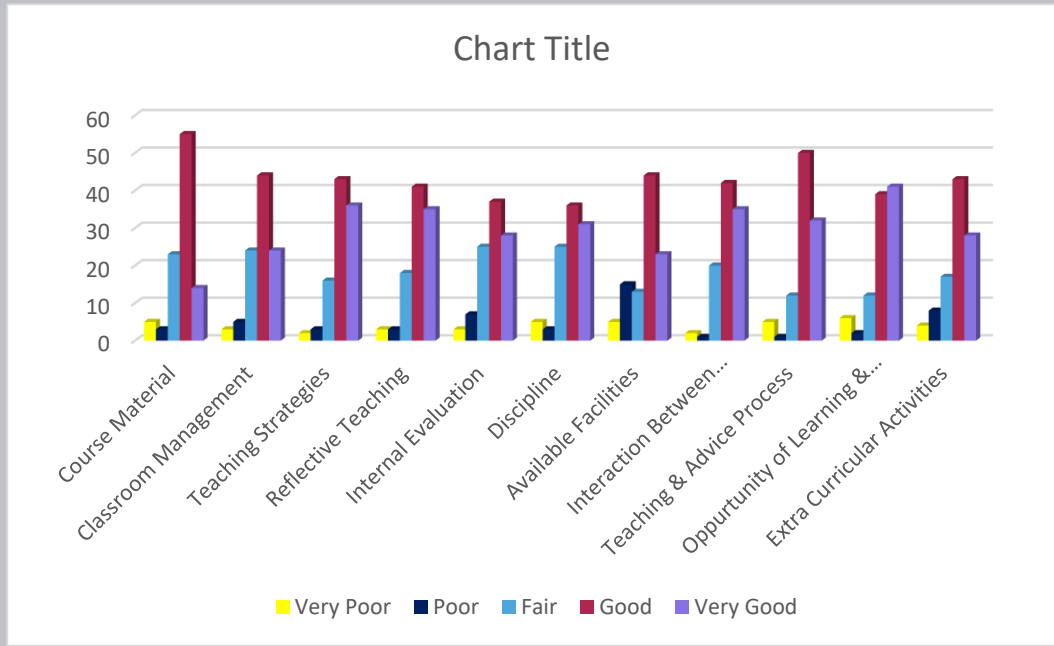
3. Participants Detail :-Total 324 students took part in this feedback survey . Students from all faculties and classes get involved in it .

4. Analysis of Survey-2018-2019

Number of responses- 100 responses.

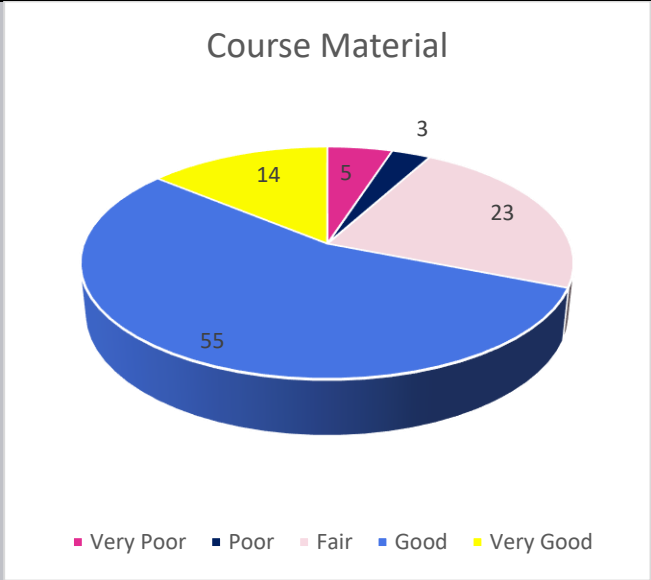
2018-2019		Very Poor	Poor	Fair	Good	Very Good	%
1	Course Material	5	3	23	55	14	100
2	Classroom Management	3	5	24	44	24	100
3	Teaching Strategies	2	3	16	43	36	100
4	Reflective Teaching	3	3	18	41	35	100
5	Internal Evaluation	3	7	25	37	28	100
6	Discipline	5	3	25	36	31	100
7	Available Facilities	5	15	13	44	23	100
8	Interaction Between Teachers and Students	2	1	20	42	35	100
9	Teaching & Advice Process	5	1	12	50	32	100

10	Oppurtunity of Learning & Progress	6	2	12	39	41	100
11	Extra Curricular Activities	4	8	17	43	28	100



Responses about parameter no 1 .
i.e. Course Material (पाठ्यक्रम सामग्री)

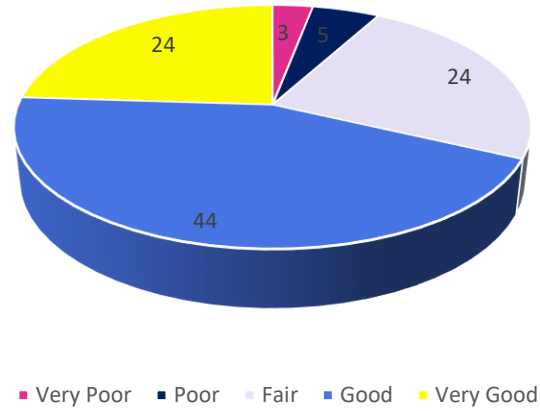
Responses about course material	% of responses
Very poor	5
Poor	3
Fair	23
Good	55
Very good	14



**Responses about parameter no 2 .
i.e. Classroom Management (कक्षा
व्यवस्थापन)**

Responses about course material	% of responses
Very poor	3
Poor	5
Fair	24
Good	44
Very good	24

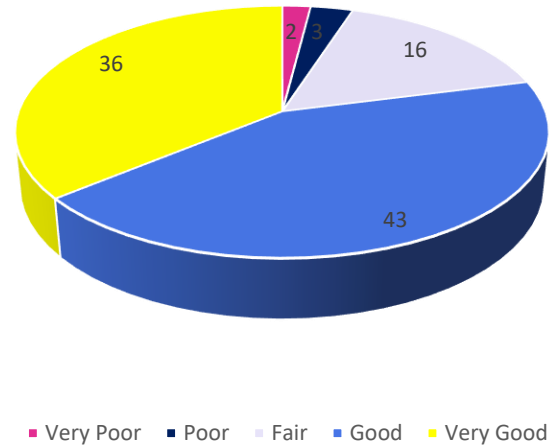
Classroom Management



**Responses about parameter no 3 .
i.e. Teaching strategies (शिक्षण पद्धति
)**

Responses about course material	% of responses
Very poor	2
Poor	3
Fair	16
Good	43
Very good	36

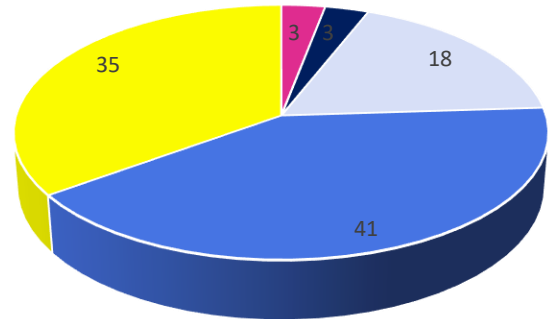
Teaching Strategies



**Responses about parameter no 4 .
i.e. Reflective Teaching (शिक्षण का प्रभाव)**

Responses about course material	%of. responses
Very poor	3
Poor	3
Fair	18
Good	41
Very good	35

Reflective Teaching

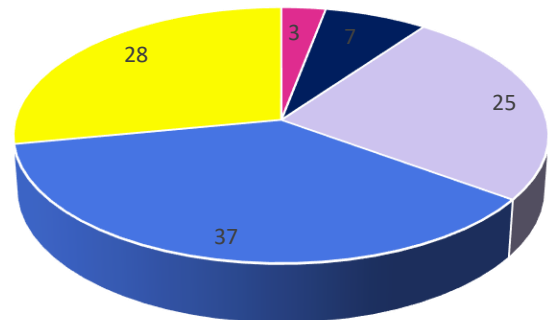


Very Poor Poor Fair Good Very Good

**Responses about parameter no 5 .
i.e. Internal evaluation (आंतरिक मूल्याङ्कन)**

Responses about course material	%of. responses
Very poor	3
Poor	7
Fair	25
Good	37
Very good	28

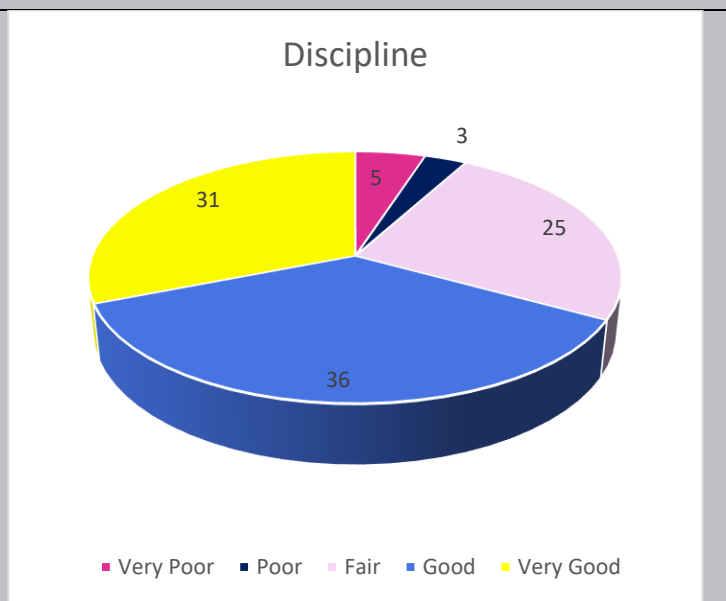
Internal Evaluation



Very Poor Poor Fair Good Very Good

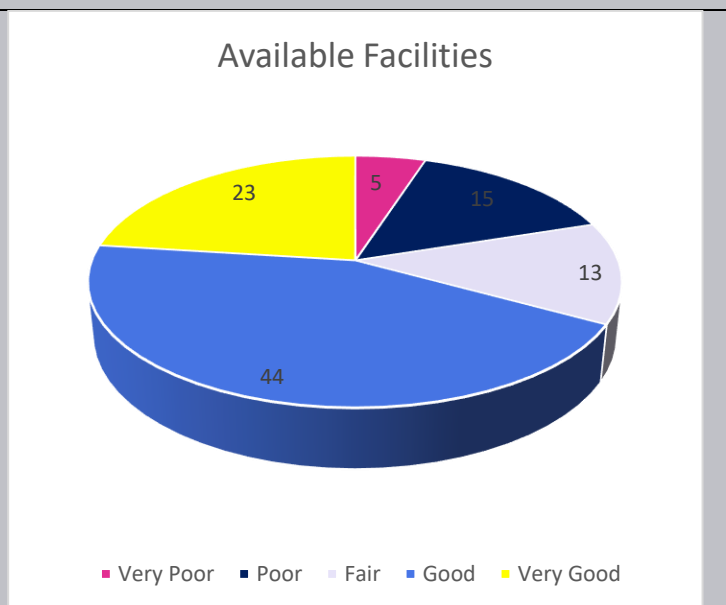
**Responses about parameter no 6.
i.e. Discipline (अनुशासन)**

Responses about course material	%of. responses
Very poor	5
Poor	3
Fair	25
Good	36
Very good	31



**Responses about parameter no 7.
i.e. Available Facilities (उपलब्ध सुविधाएँ)**

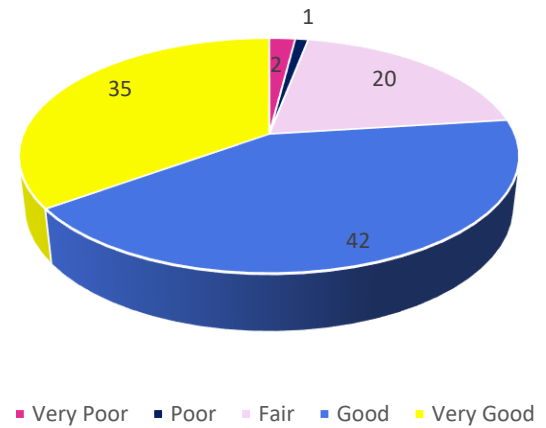
Responses about course material	%of. responses
Very poor	5
Poor	15
Fair	13
Good	44
Very good	23



**Responses about parameter no.8
i.e. Interaction between teachers
and students (शिक्षक छात्रा सम्बन्ध)**

Responses about course material	%.of. responses
Very poor	2
Poor	1
Fair	20
Good	42
Very good	35

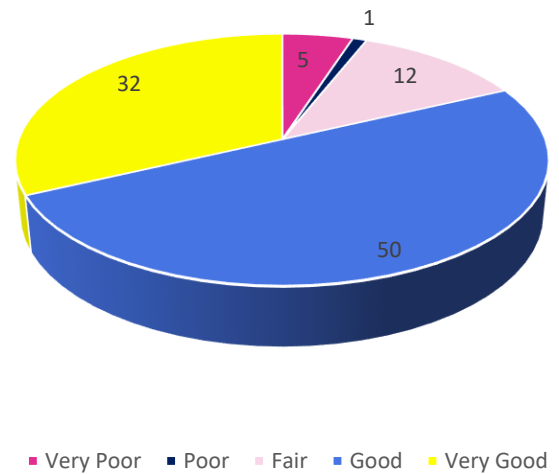
**Interaction Between Teachers and
Students**



**Responses about parameter no 9.
i.e. Teaching and advice process
(शिक्षण एवं सलाह प्रक्रिया)**

Responses about course material	%.of. responses
Very poor	5
Poor	1
Fair	12
Good	50
Very good	32

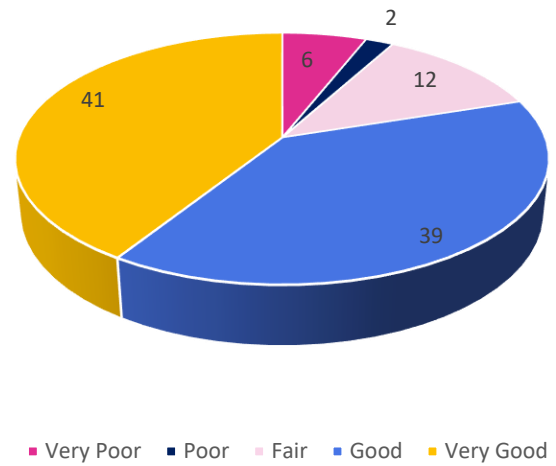
Teaching & Advice Process



Responses about parameter no 10.
i.e. Opportunity of learning and progress (सीखने और बढ़ने का अवसर)

Responses about course material	%of. responses
Very poor	6
Poor	2
Fair	12
Good	39
Very good	41

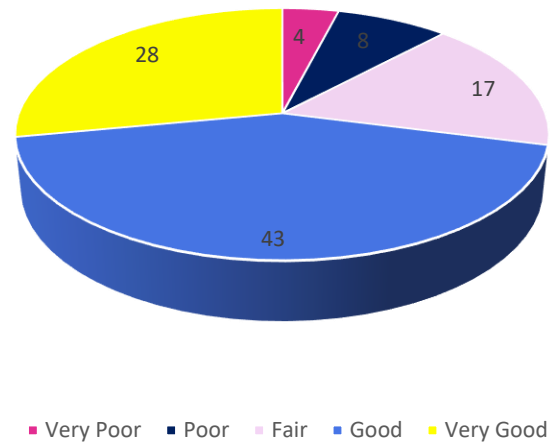
Oppurtunity of Learning & Progress



Responses about parameter no 11.
i.e. Extra curricular activity(पाठ्येत्तर गतिविधियाँ)

Responses about course material	%of. responses
Very poor	4
Poor	8
Fair	17
Good	43
Very good	28

Extra Curricular Activities




5. Findings and Survey Results:-

So as per the responses received 60% students found that curriculum is good and 15% students said that its very good but according to 8 % students response it is poor and needs improvement . 6% found it very poor and 11% students found it fair enough .

6. Remarks –

- Updated syllabus by authorized members, board of studies, and academic council this year.
- 20% syllabus in many programs has been modified .
- Students seminar and tests are taken on regular basis for Internal examination .
- Examination pattern has also been reformed this year .




Principal
Govt. D. B. ~~RAIPUR~~ College,
Raipur, Chhattisgarh
RAIPUR. (Chhattisgarh)